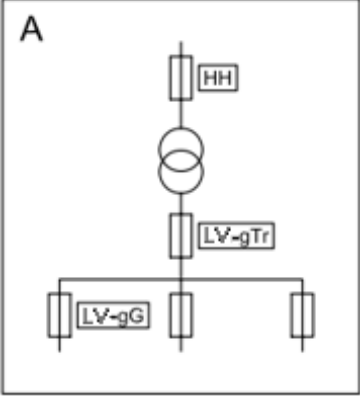
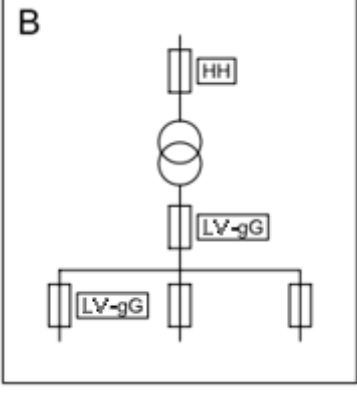
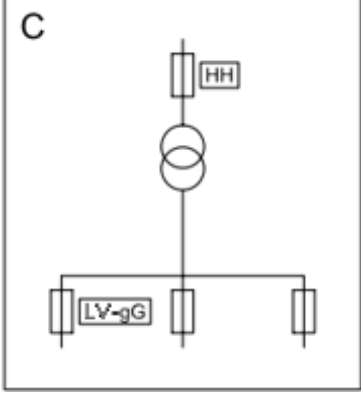


Different protection concepts for power transformers

<p>Type A:</p> <p>Primary side: High-voltage fuse-links, Secondary side: LV gTr (transformer-specific).</p> <p>Protection concept in accordance with DIN VDE 0670 Part 402 using an NH fuse-link of utilization class gTr on the low-voltage side.</p>	<p>Type B:</p> <p>Primary side: High-voltage fuse-links , Secondary side: LV gG (standard solution).</p> <p>Protection concept using a SIBA LV fuse-link of utilization class gG/gL on the low-voltage side.</p>	<p>Type C:</p> <p>Primary side: High-voltage fuse-links , Secondary side: no central fuse.</p> <p>Protection concept without the use of an NH fuse-link on the low-voltage side for transformer overload protection. Individual cable exits are protected with SIBA LV fuse-links of utilization class gG/gL.</p>
		
<p>Primary side: High-voltage fuse-links (HHD) according to DIN VDE 0670 Part 402.</p> <p>Secondary side: LV fuse-links of utilization category gTr.</p> <p>Typical application: Protection of transformers with defined overload behavior. gTr fuses are specifically designed for transformer protection and take their thermal characteristics into account.</p> <p>Why this combination? The gTr characteristic is matched to the thermal withstand capability of transformers. Selectivity with the primary fuse is achieved through coordinated characteristics. Particularly suitable for transformers with regular overloads and high inrush currents.</p>	<p>Primary side: High-voltage fuse-links (HHD).</p> <p>Secondary side: LV fuse-links of utilization category gG/gL.</p> <p>Typical application: Standard transformer protection, where the gG/gL fuse provides both overload and short-circuit protection.</p> <p>Why this combination? gG/gL fuses are universally applicable and widely used. They provide full protection but are less specifically tailored to transformers than gTr fuses. Used for transformers with lower overload requirements.</p>	<p>Primary side: High-voltage fuse-links (HHD).</p> <p>Secondary side: No LV fuse directly at the transformer; instead, protection of individual outgoing feeders using LV fuse-links gG/gL.</p> <p>Typical application: Transformers with direct feeding into busbars. Protection is not centralized, but decentralized via cable exits protection.</p> <p>Why this combination? Reduces the number of fuses and simplifies inventory management. However, it requires precise coordination of protection devices to ensure selectivity. Used in large installations with many cable exits.</p>